

Dr. K. Kasthuri Thibagany

G. M. K. M. C

Salem

CME EVALUATION FORM

NATIONAL CONFERENCE ON UPDATE IN PATHOLOGY  
UNDER TAMIL NADU AND PONDY CHAPTER OF IAPM

KARPAGA VINAYAGA INSTITUTE OF MEDICAL SCIENCES AND RESEARCH CENTRE  
24<sup>th</sup> & 25<sup>th</sup> NOVEMBER 2018

Please circle the number which most closely represents your view on each of the following.

1. The presentations met the program objectives

Poor 1 2 3 4 5 6 7 Excellent

2. The quality of the speakers

Poor 1 2 3 4 5 6 7 Excellent

3. Practical value of the subject matter to me

Poor 1 2 3 4 5 6 7 Excellent

4. Value of the program in a public health setting

Poor 1 2 3 4 5 6 7 Excellent

5. Information presented at course will help me improve:

My diagnostic and teaching skill

6. The material presented will be incorporated in my practice in the following way:

Interpretation and clinical correlation  
with the help of clinical department

7. My overall impression of the program & radiology dept

Impressed in many ways

8. I have the following recommendations for improvement of the program:

The central large screen focus may slightly  
improved in view with cytology & histology pictures  
are blurred

9. I would suggest the following topics for future symposia:

Inflammatory and metabolic pathology

## CME EVALUATION FORM

### NATIONAL CONFERENCE ON UPDATE IN PATHOLOGY UNDER TAMIL NADU AND PONDY CHAPTER OF IAPM

KARPAGA VINAYAGA INSTITUTE OF MEDICAL SCIENCES AND RESEARCH CENTRE  
24<sup>th</sup> & 25<sup>th</sup> NOVEMBER 2018

Please circle the number which most closely represents your view on each of the following.

1. The presentations met the program objectives

Poor 1 2 3 4 (5) 6 7 Excellent

2. The quality of the speakers

Poor 1 2 3 4 (5) 6 7 Excellent

3. Practical value of the subject matter to me

Poor 1 2 3 4 (5) 6 7 Excellent

4. Value of the program in a public health setting

Poor 1 2 3 (4) 5 6 7 Excellent

5. Information presented at course will help me improve:

Daily Reporting & Research work

6. The material presented will be incorporated in my practice in the following way:

Writing the report (documentation), importance of systemic examination of specimens

7. My overall impression of the program

Good - food, Good Response from faculty members

8. I have the following recommendations for improvement of the program:

—

9. I would suggest the following topics for future symposia:

—

3  
Professor and Head  
Dept. of Pathology  
KIMS

CME EVALUATION FORM

NATIONAL CONFERENCE ON UPDATE IN PATHOLOGY  
UNDER TAMIL NADU AND PONDY CHAPTER OF IAPM

KARPAGA VINAYAGA INSTITUTE OF MEDICAL SCIENCES AND RESEARCH CENTRE  
24<sup>th</sup> & 25<sup>th</sup> NOVEMBER 2018

Please circle the number which most closely represents your view on each of the following.

1. The presentations met the program objectives

Poor 1 2 3 4 5 6 7 Excellent

2. The quality of the speakers

Poor 1 2 3 4 5 6 7 Excellent

3. Practical value of the subject matter to me

Poor 1 2 3 4 5 6 7 Excellent

4. Value of the program in a public health setting

Poor 1 2 3 4 5 6 7 Excellent

5. Information presented at course will help me improve:

My knowledge in various topics / diseases dealt with

6. The material presented will be incorporated in my practice in the following way:

7. My overall impression of the program Excellent

8. I have the following recommendations for improvement of the program:

The hostel accommodations could have been cleaner.

9. I would suggest the following topics for future symposia:

Alexander  
Professor and Head  
Dept. of Pathology  
KIMS

KIMS

# CME EVALUATION FORM

## NATIONAL CONFERENCE ON UPDATE IN PATHOLOGY UNDER TAMIL NADU AND PONDY CHAPTER OF IAPM

KARPAGA VINAYAGA INSTITUTE OF MEDICAL SCIENCES AND RESEARCH CENTRE  
24<sup>th</sup> & 25<sup>th</sup> NOVEMBER 2018

Please circle the number which most closely represents your view on each of the following.

1. The presentations met the program objectives  
Poor 1 2 3 4 5 6 7 Excellent
2. The quality of the speakers  
Poor 1 2 3 4 5 6 7 Excellent
3. Practical value of the subject matter to me  
Poor 1 2 3 4 5 6 7 Excellent
4. Value of the program in a public health setting  
Poor 1 2 3 4 5 6 7 Excellent

5. Information presented at course will help me improve:

Easier for slide reporting

6. The material presented will be incorporated in my practice in the following way:

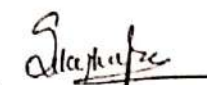
7. My overall impression of the program : Good

8. I have the following recommendations for improvement of the program:

Improve time management.

9. I would suggest the following topics for future symposia:

- Cerebrovascular system.

  
Professor and Head  
Dept. of Pathology  
KIMS

ead  
9Y

## CME EVALUATION FORM

### NATIONAL CONFERENCE ON UPDATE IN PATHOLOGY UNDER TAMIL NADU AND PONDY CHAPTER OF IAPM

KARPAGA VINAYAGA INSTITUTE OF MEDICAL SCIENCES AND RESEARCH CENTRE  
24<sup>th</sup> & 25<sup>th</sup> NOVEMBER 2018

Please circle the number which most closely represents your view on each of the following.

1. The presentations met the program objectives

Poor 1 2 3 4 5 6 7 Excellent

2. The quality of the speakers

Poor 1 2 3 4 5 6 7 Excellent

3. Practical value of the subject matter to me

Poor 1 2 3 4 5 6 7 Excellent

4. Value of the program in a public health setting

Poor 1 2 3 4 5 6 7 Excellent

5. Information presented at course will help me improve:

practical knowledge in interpretation & reporting


6. The material presented will be incorporated in my practice in the following way:

7. My overall impression of the program

8. I have the following recommendations for improvement of the program:

Accomodation - Rooms were extremely dusty. Plugpoints not working  
No regulator for fan. Horrible experience!

9. I would suggest the following topics for future symposia:

  
Professor and Head  
Dept. of Pathology  
KIMS

ead  
gy

## CME EVALUATION FORM

### NATIONAL CONFERENCE ON UPDATE IN PATHOLOGY UNDER TAMIL NADU AND PONDY CHAPTER OF IAPM

KARPAGA VINAYAGA INSTITUTE OF MEDICAL SCIENCES AND RESEARCH CENTRE  
24<sup>th</sup> & 25<sup>th</sup> NOVEMBER 2018

Please circle the number which most closely represents your view on each of the following.

1. The presentations met the program objectives

Poor 1 2 3 4 5 6 7 Excellent

2. The quality of the speakers

Poor 1 2 3 4 5 6 7 Excellent

3. Practical value of the subject matter to me

Poor 1 2 3 4 5 6 7 Excellent

4. Value of the program in a public health setting

Poor 1 2 3 4 5 6 7 Excellent

5. Information presented at course will help me improve:

Better understanding of the subject

6. The material presented will be incorporated in my practice in the following way:

Algorithmic approach for every lesion

7. My overall impression of the program

8. I have the following recommendations for improvement of the program:

\_\_\_\_\_

9. I would suggest the following topics for future symposia:

\_\_\_\_\_

Suggestion

Restrooms could have been maintained properly

S. Srinivasan  
Professor and Head  
Dept. of Pathology  
KIMS

## CME EVALUATION FORM

### NATIONAL CONFERENCE ON UPDATE IN PATHOLOGY UNDER TAMIL NADU AND PONDY CHAPTER OF IAPM

KARPAGA VINAYAGA INSTITUTE OF MEDICAL SCIENCES AND RESEARCH CENTRE  
24<sup>th</sup> & 25<sup>th</sup> NOVEMBER 2018

Please circle the number which most closely represents your view on each of the following.

1. The presentations met the program objectives

Poor 1 2 3 4 5 6 7 Excellent

2. The quality of the speakers

Poor 1 2 3 4 5 6 7 Excellent

3. Practical value of the subject matter to me

Poor 1 2 3 4 5 6 7 Excellent

4. Value of the program in a public health setting

Poor 1 2 3 4 5 6 7 Excellent

5. Information presented at course will help me improve:

Day to Day Reporting.

6. The material presented will be incorporated in my practice in the following way:

Proper Handling of Specimen, clinical approach of the cases.

7. My overall impression of the program


Excellent speaker and appropriate topics.

8. I have the following recommendations for improvement of the program:

—

9. I would suggest the following topics for future symposia:

—

  
Professor and Head  
Dept. of Pathology  
KIMS

# CME EVALUATION FORM

NATIONAL CONFERENCE ON UPDATE IN PATHOLOGY  
UNDER TAMIL NADU AND PONDY CHAPTER OF IAPM

KARPAGA VINAYAGA INSTITUTE OF MEDICAL SCIENCES AND RESEARCH CENTRE  
24<sup>th</sup> & 25<sup>th</sup> NOVEMBER 2018

Please circle the number which most closely represents your view on each of the following.

1. The presentations met the program objectives  
Poor 1 2 3 4 5 6 7 Excellent ✓

2. The quality of the speakers  
Poor 1 2 3 4 5 6 (7) Excellent

3. Practical value of the subject matter to me  
Poor 1 2 3 4 5 6 (7) Excellent

4. Value of the program in a public health setting  
Poor 1 2 3 4 5 6 7 Excellent ✓

5. Information presented at course will help me improve:

*Everything was good.*

6. The material presented will be incorporated in my practice in the following way:

—

7. My overall impression of the program *very nice*

8. I have the following recommendations for improvement of the program:

—

9. I would suggest the following topics for future symposia:

*yes, the topics are very informative to all of us.*

*Dr. P. M. R.*  
Professor and Head  
Dept. of Pathology  
KIMS

# CME EVALUATION FORM

## NATIONAL CONFERENCE ON UPDATE IN PATHOLOGY UNDER TAMIL NADU AND PONDY CHAPTER OF IAPM

KARPAGA VINAYAGA INSTITUTE OF MEDICAL SCIENCES AND RESEARCH CENTRE  
24<sup>th</sup> & 25<sup>th</sup> NOVEMBER 2018

Please circle the number which most closely represents your view on each of the following.

1. The presentations met the program objectives

Poor 1 2 3 4 5 6 7 Excellent

2. The quality of the speakers

Poor 1 2 3 4 5 6 7 Excellent

3. Practical value of the subject matter to me

Poor 1 2 3 4 5 6 7 Excellent

4. Value of the program in a public health setting

Poor 1 2 3 4 5 6 7 Excellent

5. Information presented at course will help me improve:

Yes

6. The material presented will be incorporated in my practice in the following way:

Yes

7. My overall impression of the program

Good

8. I have the following recommendations for improvement of the program:

9. I would suggest the following topics for future symposia:

have biopsy interpretation.

*S. Suresh*  
Professor and Head  
Dept. of Pathology  
KIMS

## CME EVALUATION FORM

### NATIONAL CONFERENCE ON UPDATE IN PATHOLOGY UNDER TAMIL NADU AND PONDY CHAPTER OF IAPM

KARPAGA VINAYAGA INSTITUTE OF MEDICAL SCIENCES AND RESEARCH CENTRE  
24<sup>th</sup> & 25<sup>th</sup> NOVEMBER 2018

Please circle the number which most closely represents your view on each of the following.

1. The presentations met the program objectives

Poor 1 2 3 4 5 6 7 Excellent

2. The quality of the speakers

Poor 1 2 3 4 5 6 7 Excellent

3. Practical value of the subject matter to me

Poor 1 2 3 4 5 6 7 Excellent

4. Value of the program in a public health setting

Poor 1 2 3 4 5 6 7 Excellent

5. Information presented at course will help me improve:

Slide seminar knowledge.

6. The material presented will be incorporated in my practice in the following way:

Radological & Histology details to concentrate

7. My overall impression of the program -> Good (Bad. Time management needed).

8. I have the following recommendations for improvement of the program:

Strict time management

9. I would suggest the following topics for future symposia:

More of Slide Discussion.

S. Srinivasan  
Professor and Head  
Dept. of Pathology  
KIMS

## CME EVALUATION FORM

### NATIONAL CONFERENCE ON UPDATE IN PATHOLOGY UNDER TAMIL NADU AND PONDY CHAPTER OF IAPM

KARPAGA VINAYAGA INSTITUTE OF MEDICAL SCIENCES AND RESEARCH CENTRE  
24<sup>th</sup> & 25<sup>th</sup> NOVEMBER 2018

Please circle the number which most closely represents your view on each of the following.

1. The presentations met the program objectives  
Poor 1 2 3 4 5 6 7 Excellent
2. The quality of the speakers  
Poor 1 2 3 4 5 6 7 Excellent
3. Practical value of the subject matter to me  
Poor 1 2 3 4 5 6 7 Excellent
4. Value of the program in a public health setting  
Poor 1 2 3 4 5 6 7 Excellent
5. Information presented at course will help me improve:


have better approach to specimens & slides

6. The material presented will be incorporated in my practice in the following way:  
\_\_\_\_\_  
\_\_\_\_\_

7. My overall impression of the program Good

8. I have the following recommendations for improvement of the program:  
\_\_\_\_\_  
\_\_\_\_\_

9. I would suggest the following topics for future symposia:  
\_\_\_\_\_  
\_\_\_\_\_  
\_\_\_\_\_

  
Professor and Head  
Dept. of Pathology  
KIMS

## CME EVALUATION FORM

### NATIONAL CONFERENCE ON UPDATE IN PATHOLOGY UNDER TAMIL NADU AND PONDY CHAPTER OF IAPM

KARPAGA VINAYAGA INSTITUTE OF MEDICAL SCIENCES AND RESEARCH CENTRE  
24<sup>th</sup> & 25<sup>th</sup> NOVEMBER 2018

Please circle the number which most closely represents your view on each of the following.

1. The presentations met the program objectives

Poor 1 2 3 4 5 6 7 Excellent

2. The quality of the speakers

Poor 1 2 3 4 5 6 7 Excellent

3. Practical value of the subject matter to me

Poor 1 2 3 4 5 6 7 Excellent

4. Value of the program in a public health setting

Poor 1 2 3 4 5 6 7 Excellent

5. Information presented at course will help me improve:

---

---

6. The material presented will be incorporated in my practice in the following way:

---

---

7. My overall impression of the program

8. I have the following recommendations for improvement of the program:

---

---


9. I would suggest the following topics for future symposia:

---

---

---

---

  
Professor and Head,  
Dept. of Pathology,  
KIMS

## CME EVALUATION FORM

### NATIONAL CONFERENCE ON UPDATE IN PATHOLOGY UNDER TAMIL NADU AND PONDY CHAPTER OF IAPM

KARPAGA VINAYAGA INSTITUTE OF MEDICAL SCIENCES AND RESEARCH CENTRE  
24<sup>th</sup> & 25<sup>th</sup> NOVEMBER 2018

Please circle the number which most closely represents your view on each of the following.

1. The presentations met the program objectives

Poor 1 2 3 4 5 6 7 Excellent

2. The quality of the speakers

Poor 1 2 3 4 5 6 7 Excellent

3. Practical value of the subject matter to me

Poor 1 2 3 4 5 6 7 Excellent

4. Value of the program in a public health setting

Poor 1 2 3 4 5 6 7 Excellent

5. Information presented at course will help me improve:

my practical skills and help in improving  
better performance in Exam.

6. The material presented will be incorporated in my practice in the following way:

To focus on ~~general~~ basic ~~key~~ things  
while ~~do~~ examining slide.


7. My overall impression of the program → good.

8. I have the following recommendations for improvement of the program:

less session should be kept in single day.

9. I would suggest the following topics for future symposia:

Soft tissue tumour.

  
Professor and Head  
Dept. of Pathology  
KIMS

## CME EVALUATION FORM

### NATIONAL CONFERENCE ON UPDATE IN PATHOLOGY UNDER TAMIL NADU AND PONDY CHAPTER OF IAPM

KARPAGA VINAYAGA INSTITUTE OF MEDICAL SCIENCES AND RESEARCH CENTRE  
24<sup>th</sup> & 25<sup>th</sup> NOVEMBER 2018

Please circle the number which most closely represents your view on each of the following.

1. The presentations met the program objectives

Poor 1 2 3 4 5 6 7 Excellent ✓

2. The quality of the speakers

Poor 1 2 3 4 5 6 7 Excellent ✓

3. Practical value of the subject matter to me

Poor 1 2 3 4 5 6 7 Excellent ✓

4. Value of the program in a public health setting

Poor 1 2 3 4 5 6 7 Excellent ✓

5. Information presented at course will help me improve:

For My Examination, To understand the importance of Basics for exams.

6. The material presented will be incorporated in my practice in the following way:

\_\_\_\_\_

7. My overall impression of the program

In a Nutshell, It was very informative and Elaborative

8. I have the following recommendations for improvement of the program:

\_\_\_\_\_

9. I would suggest the following topics for future symposia:

\_\_\_\_\_

*S. Rajapandian*  
Professor and Head  
Dept. of Pathology  
KIMS

## CME EVALUATION FORM

### NATIONAL CONFERENCE ON UPDATE IN PATHOLOGY UNDER TAMIL NADU AND PONDY CHAPTER OF IAPM

KARPAGA VINAYAGA INSTITUTE OF MEDICAL SCIENCES AND RESEARCH CENTRE  
24<sup>th</sup> & 25<sup>th</sup> NOVEMBER 2018

Please circle the number which most closely represents your view on each of the following.

1. The presentations met the program objectives

Poor 1 2 3 4 5 6 7 Excellent

2. The quality of the speakers

Poor 1 2 3 4 5 6 7 Excellent

3. Practical value of the subject matter to me

Poor 1 2 3 4 5 6 7 Excellent

4. Value of the program in a public health setting

Poor 1 2 3 4 5 6 7 Excellent

5. Information presented at course will help me improve:

My practical skills & help in improving  
better performance in PG examination.

6. The material presented will be incorporated in my practice in the following way:

To deal with complicated cases which I will  
encounter in the future.

7. My overall impression of the program Good

8. I have the following recommendations for improvement of the program:

Please strict to the timings of the lecture.

9. I would suggest the following topics for future symposia:

Endometrium & Ovarian tumours - more stress  
on Gynec pathology which was missing in this  
conference.

3  
Professor and Head  
Dept. of Pathology  
KIMS

# CME EVALUATION FORM

## NATIONAL CONFERENCE ON UPDATE IN PATHOLOGY UNDER TAMIL NADU AND PONDY CHAPTER OF IAPM

KARPAGA VINAYAGA INSTITUTE OF MEDICAL SCIENCES AND RESEARCH CENTRE  
24<sup>th</sup> & 25<sup>th</sup> NOVEMBER 2018

Please circle the number which most closely represents your view on each of the following.

1. The presentations met the program objectives

Poor 1 2 3 4 5 6 7 Excellent

2. The quality of the speakers

Poor 1 2 3 4 5 6 7 Excellent

3. Practical value of the subject matter to me

Poor 1 2 3 4 5 6 7 Excellent

4. Value of the program in a public health setting

Poor 1 2 3 4 5 6 7 Excellent

5. Information presented at course will help me improve; Yes.

6. The material presented will be incorporated in my practice in the following way: Yes.

7. My overall impression of the program wonderful learning opportunity.

8. I have the following recommendations for improvement of the program:

9. I would suggest the following topics for future symposia:

Alice Pragas  
Professor and Head  
Dept. of Pathology  
KIMS

## CME EVALUATION FORM

### NATIONAL CONFERENCE ON UPDATE IN PATHOLOGY UNDER TAMIL NADU AND PONDY CHAPTER OF IAPM

KARPAGA VINAYAGA INSTITUTE OF MEDICAL SCIENCES AND RESEARCH CENTRE  
24<sup>th</sup> & 25<sup>th</sup> NOVEMBER 2018

Please circle the number which most closely represents your view on each of the following.

1. The presentations met the program objectives

Poor 1 2 3 4 5 6 (7) Excellent

2. The quality of the speakers

Poor 1 2 3 4 5 6 (7) Excellent

3. Practical value of the subject matter to me

Poor 1 2 3 4 5 6 (7) Excellent

4. Value of the program in a public health setting

Poor 1 2 3 4 5 6 (7) Excellent

5. Information presented at course will help me improve:

---

6. The material presented will be incorporated in my practice in the following way:

Yes.

7. My overall impression of the program *Good.*

8. I have the following recommendations for improvement of the program:

---

9. I would suggest the following topics for future symposia:

---

---

---

*[Signature]*  
Professor and Head  
Dept. of Pathology  
KIMS

## CME EVALUATION FORM

### NATIONAL CONFERENCE ON UPDATE IN PATHOLOGY UNDER TAMIL NADU AND PONDY CHAPTER OF IAPM

KARPAGA VINAYAGA INSTITUTE OF MEDICAL SCIENCES AND RESEARCH CENTRE  
24<sup>th</sup> & 25<sup>th</sup> NOVEMBER 2018

Please circle the number which most closely represents your view on each of the following.

1. The presentations met the program objectives  
Poor 1 2 3 4 5  6 7 Excellent
2. The quality of the speakers  
Poor 1 2 3 4 5 6 7  Excellent
3. Practical value of the subject matter to me  
Poor 1 2 3 4 5 6  7 Excellent
4. Value of the program in a public health setting  
Poor 1 2 3 4 5 6  7 Excellent
5. Information presented at course will help me improve:

*My reporting pattern*

6. The material presented will be incorporated in my practice in the following way:

7. My overall impression of the program

*Yes with a comprehensive update*

8. I have the following recommendations for improvement of the program:

9. I would suggest the following topics for future symposia:

*S. Rajasekar*  
Professor and Head  
Dept. of Pathology  
KIMS

## CME EVALUATION FORM

### NATIONAL CONFERENCE ON UPDATE IN PATHOLOGY UNDER TAMIL NADU AND PONDY CHAPTER OF IAPM

KARPAGA VINAYAGA INSTITUTE OF MEDICAL SCIENCES AND RESEARCH CENTRE  
24<sup>th</sup> & 25<sup>th</sup> NOVEMBER 2018

Please circle the number which most closely represents your view on each of the following.

1. The presentations met the program objectives

Poor 1 2 3 4 5 **6** 7 Excellent

2. The quality of the speakers

Poor 1 2 3 4 5 **6** 7 Excellent

3. Practical value of the subject matter to me

Poor 1 2 3 4 5 6 **7** Excellent

4. Value of the program in a public health setting

Poor 1 2 3 4 5 **6** 7 Excellent

5. Information presented at course will help me improve:

*Reporting*  
*Teaching*

6. The material presented will be incorporated in my practice in the following way:

*Routine reporting.*

7. My overall impression of the program

*Good*

8. I have the following recommendations for improvement of the program

*Time management by speakers*

9. I would suggest the following topics for future symposia:

*Immunology Interpretation:*

*Asymptomatic diagnosis of TB*

*Subacute bacterial Disease: Interstitial lung diseases*

## CME EVALUATION FORM

### NATIONAL CONFERENCE ON UPDATE IN PATHOLOGY UNDER TAMIL NADU AND PONDY CHAPTER OF IAPM

KARPAGA VINAYAGA INSTITUTE OF MEDICAL SCIENCES AND RESEARCH CENTRE  
24<sup>th</sup> & 25<sup>th</sup> NOVEMBER 2018

Please circle the number which most closely represents your view on each of the following.

1. The presentations met the program objectives

Poor 1 2 3 4 5 6 7 Excellent

2. The quality of the speakers

Poor 1 2 3 4 5 6 7 Excellent

3. Practical value of the subject matter to me

Poor 1 2 3 4 5 6 7 Excellent

4. Value of the program in a public health setting

Poor 1 2 3 4 5 6 7 Excellent

5. Information presented at course will help me improve:

Knowledge & understanding of subject

6. The material presented will be incorporated in my practice in the following way:

Help with reporting

7. My overall impression of the program good

8. I have the following recommendations for improvement of the program:

The centre LCD screen is not clear & bright

9. I would suggest the following topics for future symposia:

More slide seminars

3  
Professor and Head  
Dept. of Pathology  
KIMS

## CME EVALUATION FORM

### NATIONAL CONFERENCE ON UPDATE IN PATHOLOGY UNDER TAMIL NADU AND PONDY CHAPTER OF IAPM

KARPAGA VINAYAGA INSTITUTE OF MEDICAL SCIENCES AND RESEARCH CENTRE  
24<sup>th</sup> & 25<sup>th</sup> NOVEMBER 2018

Please circle the number which most closely represents your view on each of the following.

1. The presentations met the program objectives

Poor 1 2 3 4 5 6 7 Excellent

2. The quality of the speakers

Poor 1 2 3 4 5 6 7 Excellent

3. Practical value of the subject matter to me

Poor 1 2 3 4 5 6 7 Excellent

4. Value of the program in a public health setting

Poor 1 2 3 4 5 6 7 Excellent

5. Information presented at course will help me improve:

\_\_\_\_\_

6. The material presented will be incorporated in my practice in the following way:

Storage artefacts should be observed to avoid  
misinterpretation.

7. My overall impression of the program - Good.


8. I have the following recommendations for improvement of the program:

\_\_\_\_\_

9. I would suggest the following topics for future symposia:

Flow cytometry

\_\_\_\_\_

  
Professor and Head  
Dept. of Pathology  
KIMS

## CME EVALUATION FORM

### NATIONAL CONFERENCE ON UPDATE IN PATHOLOGY UNDER TAMIL NADU AND PONDY CHAPTER OF IAPM

KARPAGA VINAYAGA INSTITUTE OF MEDICAL SCIENCES AND RESEARCH CENTRE  
24<sup>th</sup> & 25<sup>th</sup> NOVEMBER 2018

Please circle the number which most closely represents your view on each of the following.

1. The presentations met the program objectives

Poor 1 2 3 4 5 6 7 Excellent

2. The quality of the speakers

Poor 1 2 3 4 5 6 7 Excellent

3. Practical value of the subject matter to me

Poor 1 2 3 4 5 6 7 Excellent

4. Value of the program in a public health setting

Poor 1 2 3 4 5 6 7 Excellent

5. Information presented at course will help me improve.

Definitely.

6. The material presented will be incorporated in my practice in the following way:

7. My overall impression of the program

Very Good

8. I have the following recommendations for improvement of the program:

The accommodation was below satisfactory. Kindly provide options for other hotels, lodges for stay & address a transport next time.

9. I would suggest the following topics for future symposia:

[Signature]  
Professor and Head  
Dept. of Pathology  
KIMS

Dr. F. B. ...

G. ...

### CME EVALUATION FORM

#### NATIONAL CONFERENCE ON UPDATE IN PATHOLOGY UNDER TAMIL NADU AND PONDY CHAPTER OF IAPM

KARPAGA VINAYAGA INSTITUTE OF MEDICAL SCIENCES AND RESEARCH CENTRE  
24<sup>th</sup> & 25<sup>th</sup> NOVEMBER 2018

Please circle the number which most closely represents your view on each of the following.

1. The presentations met the program objectives

Poor 1 2 3 4 5 6 7 Excellent

2. The quality of the speakers

Poor 1 2 3 4 5 6 7 Excellent

3. Practical value of the subject matter to me

Poor 1 2 3 4 5 6 7 Excellent

4. Value of the program in a public health setting

Poor 1 2 3 4 5 6 7 Excellent

5. Information presented at course will help me improve:

Knowledge

6. The material presented will be incorporated in my practice in the following way:

7. My overall impression of the program

Good

8. I have the following recommendations for improvement of the program:

9. I would suggest the following topics for future symposia:

Dr. ...  
Professor and Head  
Dept. of Pathology  
KIMS

# FORM EVALUATION FORM

## NATIONAL EXPERIENCE ON UPDATE IN PATHOLOGY CANCER TUMOR TYPE AND RISKY CHAPTER OF IAPM

ANATOMICAL INSTITUTE OF THE MEDICAL SCIENCES AND RESEARCH CENTER  
24<sup>TH</sup> FLOOR, NOVEMBER 2018

Please indicate the number which most closely represents your view on each of the following:

1. The program meets its program objectives

None 1 2 3 4 5 6 7 Excellent

2. The quality of the speakers

None 1 2 3 4 5 6 7 Excellent

3. The quality of the subject matter to me

None 1 2 3 4 5 6 7 Excellent

4. Value of the program in a public health setting

None 1 2 3 4 5 6 7 Excellent

5. Comments on presentation, course will help me improve:

Nil

6. The material presented will be incorporated in my practice in the following way:

Some lessons will be carefully studied so that the related practice program is improved.

7. Overall impression of the program

Good

8. Recommendations for improvement of the program:

Nil

9. Other comments or suggestions for future programs

Nil

Dr. Anupam  
Professor and Head  
Dept. of Pathology  
IAPM

24/11/2018

## CME EVALUATION FORM

### NATIONAL CONFERENCE ON UPDATE IN PATHOLOGY UNDER TAMIL NADU AND PONDY CHAPTER OF IAPM

KARPAGA VINAYAGA INSTITUTE OF MEDICAL SCIENCES AND RESEARCH CENTRE  
24<sup>th</sup> & 25<sup>th</sup> NOVEMBER 2018

Please circle the number which most closely represents your view on each of the following.

1. The presentations met the program objectives

Poor 1 2 3 4 5 6 7 Excellent

2. The quality of the speakers

Poor 1 2 3 4 5 6 7 Excellent

3. Practical value of the subject matter to me

Poor 1 2 3 4 5 6 7 Excellent

4. Value of the program in a public health setting

Poor 1 2 3 4 5 6 7 Excellent

5. Information presented at course will help me improve:

Nil

6. The material presented will be incorporated in my practice in the following way:

Breast lesions will be detailed studied so that its helps patients prognostication.

7. My overall impression of the program

Good

8. I have the following recommendations for improvement of the program:

Nil

9. I would suggest the following topics for future symposia:

Nil

*S. Kuppusamy*  
Professor and Head  
Dept. of Pathology  
KIMS

# CME EVALUATION FORM

## NATIONAL CONFERENCE ON UPDATE IN PATHOLOGY UNDER TAMIL NADU AND PONDY CHAPTER OF IAPM

KARPAGA VINAYAGA INSTITUTE OF MEDICAL SCIENCES AND RESEARCH CENTRE  
24<sup>th</sup> & 25<sup>th</sup> NOVEMBER 2018

Please circle the number which most closely represents your view on each of the following.

1. The presentations met the program objectives  
Poor 1 2 3 4 5 6 7 Excellent
2. The quality of the speakers  
Poor 1 2 3 4 5 6 7 Excellent
3. Practical value of the subject matter to me  
Poor 1 2 3 4 5 6 7 Excellent
4. Value of the program in a public health setting  
Poor 1 2 3 4 5 6 7 Excellent
5. Information presented at course will help me improve:

In the daily practice of  
PATHOLOGY

6. The material presented will be incorporated in my practice in the following way:

7. My overall impression of the program

Very good

8. I have the following recommendations for improvement of the program:

9. I would suggest the following topics for future symposia:

Thank you ....

S. Manjivada  
Professor and Head  
Dept. of Pathology  
KIMS  
Dept. of Pathology  
KIMS

## CME EVALUATION FORM

### NATIONAL CONFERENCE ON UPDATE IN PATHOLOGY UNDER TAMIL NADU AND PONDY CHAPTER OF IAPM

KARPAGA VINAYAGA INSTITUTE OF MEDICAL SCIENCES AND RESEARCH CENTRE  
24<sup>th</sup> & 25<sup>th</sup> NOVEMBER 2018

Please circle the number which most closely represents your view on each of the following.

1. The presentations met the program objectives

Poor 1 2 3 4 5 6 7 Excellent

2. The quality of the speakers

Poor 1 2 3 4 5 6 7 Excellent

3. Practical value of the subject matter to me

Poor 1 2 3 4 5 6 7 Excellent

4. Value of the program in a public health setting

Poor 1 2 3 4 5 6 7 Excellent

5. Information presented at course will help me improve:

Yes.

6. The material presented will be incorporated in my practice in the following way:

7. My overall impression of the program → Good food, and good classes.

8. I have the following recommendations for improvement of the program:

You can arrange for better accommodations.

9. I would suggest the following topics for future symposia:

Dr. [Signature]  
Professor and Head  
Dept. of Pathology  
KIMS

II MBBS (4<sup>th</sup> Sem): CPC MEETING


Department of Pathology, KIMS

Date: 12/4/19

S.No.	Name of the students	Signature
1	AAKASH S	Aso
2	AARTHY S	S. Arthy
3	ABIDIVYA M	
4	AJALASUVIETHA S	A. Ajalasuvietha
5	AKASTHIYA GAYATHRI S V	A. Gayathri
6	AKILA R	R. Akila
7	ANUPAMA BHASKARAN	Anupama B
8	APOORVA SAKSHI	
9	ARAVINDHAN N V	A. Aravindh
10	ARJUN S	
11	ASHOK V	Ashok
12	ASTHA JAIN	Astha
13	ATHI MADHURAN A	A. Madhuran
14	ATMAKURU LIKHIL KUMAR REDDY	
15	BARATHRAJ R	R. Barathraj
16	CELINI E	E. Celini
17	CHAREESHWAREE M	M. Chareeshwaree
18	CHIRI SHAIMA HAFEEZ	Chiri
19	CHIRPA KESAVAN	
20	DEEESHITHA R M	Deeeshitha R. M.
21	DEEPAK G NAIR	Deepak
22	ELZA JANSLEY	
23	FARHEEN SYED FAZALUDEEN	F. Farheen
24	GAJULA HARIKA	H. Gajula
25	GOKULA PREETHAA G P	G. Preetha
26	GREETSHIMA C	G. Greetshima
27	HAREESH KUMAR S	S. Hareesh
28	HARHARAN M	M. Harharan
29	HARSHA P	P. Harsha
30	HARSHA VARDINI R K	R. Harsha
31	HAYAMATHI I	I. Hayamathi

  
 Professor  
 Dept. of Pathology  
 KIMS

32	IRIN PRATHISHA J	
33	JAKKULA SHREEMAYI	Jakkula
34	JASON THANGARAJ R	
35	JAWAHAR S	Jawahar S
36	JAYASHREE M	
37	JINIS KUMAR J	Jinikumari
38	KAMESH K M	Kamesh K M
39	KARTHIGEYAN T	
40	KARTHIKRAJA K	Karthikraj K
41	KAVIYATHENDRAL A	Kaviyathendral A
42	K P KEERTHI	
43	KEERTHIKA K	Keerthika K
44	KIRUTHIKA.S.R	
45	KUNCHAKURI AKHILA	
46	KUZHALI. S	Kuzhali S
47	MADHUMITHA R S	Madhumitha R S
48	MAHAMUUTHA FAHIMA M	Mahamuutha Fahima M
49	MANORANJAN SK	Manoranjan SK
50	MARI SELVA GANESH M	Mari Selva Ganesh M
51	MINNAPRADEEP	
52	MONISHA	Monisha
53	MOUNICA K	Mounica K
54	VAISHNAVI GUPTHA MUKKA	
55	NAVEEN. S	
56	NAVEEN RAJ M V	Naveen Raj M V
57	NIRMAL M S	Nirmal M S
58	NITHIN S A	Nithin S A
59	NIVEDITHA T	
60	OVIYAA M V	Oviyaa M V
61	PANAKAM SRAVANI	
62	PASAM SRI KOMALI	P. Sri Komali
63	PAVITHRA R	Pavithra R
64	PILLY ROSY SAMYUKTHA	
65	ANUDEEP PITTA	Anudeep Pitta

  
 Professor and Head  
 Dept. of Pathology  
 KIMS

66	PRATHISH S	<i>P. Prathish</i>
67	PRAVEENKUMAR M	<i>M. Praveenkumar</i>
68	PREETHIMA V	<i>Preethima V.</i>
69	PRIYADHARSHINI V	<i>V. Priyadharshini</i>
70	PRIYATHA PUDOTA	
71	RAJA RAKSHANTH P	
72	RAJESWARI R	<i>Rajeswari R.</i>
73	RAM PRASATH J	
74	RAMYA.M	<i>M. Ramya</i>
75	SAMEER KUMAR AKUNDI	<i>Sameer K.</i>
76	SANJAY VIGNESH J	
77	SHALINI T	<i>T. Shalini</i>
78	SHARUYUKTHA M S	<i>S. Sharuyuktha</i>
79	SHINELY W	<i>Shinely W.</i>
80	SIVARANJANI K	
81	SRAVANTHI K	<i>S. Sravanthi</i>
82	SRIVIDHYA SRIDHAR	<i>S. Srividhya</i>
83	SUBASHCHANDRABOSE V	<i>V. Subashchandra Bose</i>
84	SUDARSHAN N R	
85	SURIYA PRABHA V	<i>V. Suriya Prabha</i>
86	SUSITHRA S	<i>S. Susithra</i>
87	TEJAS C KRISHNA	<i>C. Tejas</i>
88	VADLAMUDI JASWANTHI DURGA	<i>J. Vasanthi</i>
89	VAISHNAVI DEVI J	<i>J. Vaishnavi</i>
90	VIJAY D	
91	VINITH KRISHNAA D	<i>D. Vinitha Krishna</i>
92	VINITHA V	<i>V. Vinitha</i>
93	VINO AISWARYA V	
94	VISHALI DEVI. D	<i>D. Vishali</i>
95	YAMINI M	
96	YUVASHREE K	<i>K. Yuvashree</i>

*[Signature]*  
 Professor and Head  
 Dept. of Pathology