

S.No.	NAME OF THE ITEMS
(A)	General
1	Table with marble or stainless steel tops with a minimum size of 6' x 2' x3'
2	Tables with marble or stainless steel tops - half standard size
3	Drill machine
4	Hand saw, preferably metal
5	Band saw for sectioning body and limbs
6	Brain knife
7	Mortuary cooler with arrangement to keep 1 body
8	Storage tank to hold 10 cadavers, static/movable, durable tank with input and output facility with lid
9	Plastic tanks for storing soft and dissected parts
10	Multimedia Projector with screen
11	Trolley Table (Steel)
12	Movie camera with projection screen
13	Computer with internet connection, & video CD library

14	X-ray viewing lobby
15	X-Ray plates/MRI/CAT scan/USG
16	Charts, Diagrams, Models, Slides etc.
17	Dissecting instruments for cadaveric dissection
18	Meat cutting machine for thin body sections (trans and vertical) for gross anatomy sectional study
19	Cadavers
20	Embalming Machine
(B)	Histology Laboratory
21	Microscopes, Monocular
22	<i>Dissection microscope</i>
23	Microtomes, rotary (Optional)
24	Microtomes, Sledge, large cutting
25	Cabinet for slides (1000)
26	Incubators
27	Paraffin embedding bath
28	Hot plates for flattening sections

29	Hot air oven for drying slides (45 oC)
30	Refrigerators (Minimum 165 litres)
31	Marking pencils
(C)	Museum
32	Articulated Skeleton set
33	Bones (Dis-articulated) sets
34	Specimen Wet
35	Steel racks
36	Laptop
37	Desktop Computer, with Printer
38	Photocopier and Scanner

No. Required
12
4
2
3
1
2
1
2
8
2
2
1
2

3

As required

As required

As required

1

10

1

50

3

1

1

4

1

1

1

1

2

As required

5

15

110

As required

1

2

1

S.No.	NAME OF THE ITEMS
1	Sherrington Starling kymograph (electrically driven)
2	Myograph stand
3	Inductorium
4	Simple key
5	Short circuiting key
6	Pohl's commutator
7	Vibrating interrupter
8	Muscle trough
9	Muscle lever
10	Muscle grip of femur clamp
11	Hook and Weight set

12	Heart lever (simple &Starling)
13	Frog board for dissection
14	Enamel tray
15	Frog board cork lined with boss head
16	Low voltage unit for tapping 2 and 4 volts for stimulation
17	Electromagnetic time marker
18	Tuning fork time marker 100/sec
19	Electrodes
20	X-blocks
21	Spirit lamps
22	Marey's tambour
23	Microscopes, oil immersion

24	Demonstration eye piece
25	Double demonstration eye piece
26	Stage incubator
27	Westergren's pipette for E.S.R. on stand(with space pipette)
28	Wintrobe's pipette for ESR and PCV with stand
29	Perimeter Pristely Smith S/LP.984 B & T
30	Hemoglobin-meter Sahli's or Hellige (with spaces)
31	Hemocytometer
32	Sphygmomanometer (digital) (Mercury based instruments to be replaced with suitable alternatives)
33	Stethoscopes
34	Stethoscopes, demonstration with multiple ear pieces

35	Polygraphs
36	Venous pressure apparatus
37	Spirometer, ordinary
38	Gas analysis apparatus, Halden's student type
39	Van Slyke's apparatus manometric
40	Gas analyser automatic for CO ₂ , O ₂ , N ₂
41	Douglas bag, complete
42	Basal metabolism apparatus
43	Mosso's Ergograph
44	Clinical thermometer (Mercury based instruments to be replaced with suitable alternatives)
45	Compass aesthesiometer
46	Thermo-aesthesiometer

47	Algometer
48	Apparatus for passive movement
49	Knee hammer
50	Stethograph
51	Bicycle Ergometer
52	Olfactometer
53	Ophthalmoscope
54	Schematic eye
55	Phakoscope
56	Perimeter with charts (Lister's)
57	Color perception lantern Edridge green
58	Maddox rod

59	Newtons color wheel
60	Tuning fork to test hearing 32-10000 cps(sets-100, 256, 512 hz)
61	Dynamometer
62	Otorhinolaryngoscope
63	Sterilizer electrical
64	Instrument trolley
65	Stop watch
66	Multi channel Physiograph, 3 channels, complete with accessories
67	Student physiograph, (single channel) with accessories
68	Centrifuge, high speed with technometer
69	Colorimeter, photoelectric
70	pH meter electric

71	Refrigerator
72	Oxygen cylinder with trolley
73	CO2 cylinder with trolley
74	Electronic stimulator
75	Water distillation steel with spare heating elements
76	All glass distillation apparatus double stage
77	Voltage stabilizer
78	Thermometers, balances, microslides and glassware
79	Digital Physiograph
80	Models and Charts
81	ECG Machine
82	Laptop

83	Desktop Computer, with Printer
84	Photocopier and Scanner
85	Multimedia Projector with screen

No. Required
2
2
2
2
2
2
2
2
2
2
2
2
2
2

2

2

2

2

2

2

2

2

2

2

2

50+8

3

3

1

20

20

10

50

50

50

50

2

1

1

15

1

1

1

1

1

8

40

20

20

15

1

30

15

1

1

1

1

1

2

1

1

1

15

1

1

1

1

15

2

6

1

1

1

1

1

1

1

1

1

1

As required

1

15 each

2

1

2

1

2

S.No.	NAME OF THE ITEMS	No. Required
1	Analytical Balance : upto 200g/1gm increment	2
2	Urinometers calibrated (Mercury based instruments to be replaced with other alternatives)	20
3	Hot air oven (More than 200 litres)	2
4	Digital Colorimeters	5
5	Student Microscopes	5
6	Glucometer with strips (For POCT)	2
7	Thermometer 0 – 250 degree Celsius (Mercury based instruments to be replaced with suitable alternatives)	5
8	Semi autoanalyser	2
9	Boiling Water baths	2
10	Constant temperature water bath Tank Capacity: (Temperature range 5 to 80 degree Celsius)	1

11	Laboratory Reagent Refrigerators, capacity > 200 litres	2
12	Complete Chromatographic Unit for paper & TLC	2 each
13	Centrifuge clinical for ≥ 8 tubes	2
14	pH meters of wide range digital	5
15	Fixed volume pipettes -- 1ml,0.5ml,0.2ml,0.1ml and 0.02ml	5 (of each volume)
16	Complete Electrophoresis apparatus with power supply (Paper, PAGE, agarose)	1 each
17	Densitometer with computer	1
18	Bottle dispensers	10
19	All glass distillation apparatus	1
20	Vortex mixers	2
21	Incubator 37oC	2
22	Variable and fixed volume micro auto pipettes	As required

23	Glass ware & accessories	As required
24	Fume cupboard	1
25	Digital Analytical Balance	1
26	Balance Micro	1
27	Spectrophotometer	1
28	ELISA (Demonstration)	1
29	Laptop	1
30	Desktop Computer, with Printer	2
31	Photocopier and Scanner	1
32	Multimedia Projector with screen	2

S.No.	NAME OF THE ITEMS
(A)	General
(B)	<p>Desktop Computers with High Speed Internet, Laser Black & White Heavy duty Laser Printers, Color Inkjet Printers, Scanners, Photocopy (Xerox) Machines, Telephone with STD facility, Fax Machine etc. Every faculty & Resident must have separate Desktop/Laptop with high speed Internet facility. Office table small and big, office chairs; museum almirahs; study table, staff room, and library almirahs, stock almirahs, store room racks, lockers with coat hangers and drawers as required.</p> <p>Laboratory benches with cupboards and rack for reagent bottles, water, gas and electric points, operation tables etc. as necessary.</p> <p>Morbid Histology and Morbid Anatomy</p>
2	Specimen Identification Solutions
3	Weighing machine for cadavers (300 Kg.)
4	Manual Rotary Microtome

5	Automated Rotary Microtome
6	Cryostat
7	Hot plate
8	Paraffin embedding bath
9	Heated Paraffin Embedding Module
10	Cold Plate for Modular Tissue Embedding System
11	Automated Tissue Processor –Histokinette
12	Autoclave
13	Ultrapure water solutions - Distilled water plant
14	Water bath
15	Centrifuge machine
16	Cabinet for slides

17	Autopsy tables
18	Digital SLR at least 20 megapixel with micro, macro, wide angle zoom lenses, Flash and other accessories
19	Digital Automatic camera > 5 megapixel
20	Fully Automated high throughput Multi-Stainer Workstation
21	Fully Automated Embedding System (Heated embedding module & cold plate)
22	Fully Automated Flexible Coverslipping Workstation
23	Standalone paraffin dispensing module cold plate holding more than 100 cassettes
24	Stand alone cold plate
25	Troughs for staining
26	Coplin jars
27	Water bath (Tissue Floatation)

28	Single Pan Digital Balance, Chemical
29	Balance, chemical with weights
	Microscopes
30	For Students – LED Binocular with Scanner, 10X, 40X, & Oil immersion lenses and inbuilt Battery backup power source
31	For Diagnostic & Research Work - Trinocular head Microscope with Bright field. Dark field. Fluorescent & Polarizing with connectivity to projector & LED TV (At least 55 inches Ultra HD)
32	For every Professor, Associate & Assistant Professor : Binocular Microscopes with High end Semiapochromatic Optics of international standard.
33	For every Tutor – Binocular Microscope with suitable high end lenses.
34	Penta Head Microscope with High end Optics with HDMI Multi output Photographic camera (> 5 MP) including Software

35	Deca Head Microscope with High end Optics with HDMI Multi output Photographic camera (> 5 MP) including SoftwareGrossing Station - Stainless steel, with Control panel, air filtration system, Track mounted adjustable computer arm with articulation, LED lights that are color and intensity, Dedicated USB ports for camera control and data transfer adjustable, Integrated pathology camera system, Instrument Set (High quality) Height Adjustable Stainless Steel Chairs With Split AC of appropriate capacity.
37	Fully Automated Immuno-histo-chemistry Setup with Continuous supply of Important Antibodies, Lymphoma Panel etc.
38	Automatic High Speed Slide Scanner for converting Slides in Digital Format with software and Database Management with
(C)	Hematology Lab:
39	Five part Fully Automated Cell Counter
40	Three Part Fully Automated Cell Counter
41	Coagulometer (Fully automated)

42	Magnifying lens
43	Blood pressure instrument
44	Laboratory Counter
45	Laboratory stirrer
46	Automatic timer
47	Balance for weighing organs
48	Saws, wire for cutting bones
49	Slide boxes for 100 slides for students
50	Drill for boring glass
51	X-ray viewing box (LED)
52	Sternal puncture needle adult size
53	Sternal puncture needle child size

54	Liver Biopsy needle
55	Stop watch reading at 1/5 second.
56	pH Meter electric
57	Electrophoresis Set Up
58	LED Wireless Projector
59	Museum jars.
60	Surgical instruments.
61	Glassware, stains, chemicals reagents etc. for histological work.
(D)	Clinical Laboratory:
62	Five Part Hematology Analyzer
63	Three Part Hematology Analyzer
64	Automatic Urine Analyzer

65	Binocular Microscopes with high end optics including 100X & LED Fluorescence for each Faculty/ resident working in lab plus 2 microscopes for technicians.
66	Sp. Gravity Measure
67	PH meter
68	Incubator
69	Haemocytometers with red and white pipettes
70	Syringes disposable
71	Staining jars for slides.
72	Automatic Hematology Slide Stainers.
73	Urinometers(Mercury based instruments to be replaced with other alternatives)
74	Centrifuge tubes graduated.

75	Graduated cylinders for various capacities ranging from 100 cc to 1000 cc.
76	Pipettes of various sizes with disposal tips.
77	Reagent bottles
78	Dropping bottles
79	Reagents
80	Balances – Digital Single Pan Sensitive Chemical balance
(E)	Specimens:
81	Mounted Specimens
82	Wet Specimens

Note: Equipment must be of International specification & standards, regular calibration, running of international standard controls, comprehensive maintenance are mandatory. Department must have High Speed Internet Facility > 2 MB/S. Adequate Desktop, Laptops, Printers, Scanners, Portable Hard Disks, DVD Writer etc. for office and for the

Faculty & Residents.

No. Required
As required
1
1
2

1

1

2

2

2

1

2

2

1

1

5

As required

Common with
Forensic Dept.

1

1

1

1

1

1

1

As required

As required

As required

2

2

60

1

As required

As required

1

1

1

1

1

1

1

3

5

As required

As required

5

1

As required

200

As required

2

As required

As required

As required

5

5

1

3

As required

5 Sets

As required

1

2

2

As Mentioned

2

2

2

90

As required

As required

As required

As required

As required

As required

As required

As required


As required

As required

As required

250

125



S.No.	NAME OF THE ITEMS
(A)	General
1	Anaerobic apparatus
2	Autoclave
3	Balance Electronic Digital
4	Biosafety Cabinet Type - 2A
5	BOD Incubator
6	Centrifuge
7	CO2 Incubator/Candle Jar
8	Computer Unit
9	Deep Freeze -20° C & Deep Freezer
10	Distilled water Plant
11	Elisa Reader
12	Elisa Washer
13	Hot Air Oven
14	Incubator

15	Lab Refrigerator (minimum 400 litres)
16	Laminar flow
17	Micrometer eye pieces
18	Micrometer stage
19	Microscope Binocular (Students)
20	Microscope Binocular
21	Microscope with universal condenser containing oil immersion, Bright field, Phase Contrast & Dark
22	Multimedia Projector
23	pH determination apparatus
24	Serum inspissators
25	VDRL shaker
26	Vortex Mixer
27	Water bath with variable temperature
28	Oil-immersion lens for student microscope
29	Automated Blood Culture System
30	Colony Counter

(B)	Consumables for Culture and Serological Diagnosis
31	Antibiotic Discs for Antibiotic susceptibility testing
32	Antibiotic zone scale
33	Antisera-Salmonella
34	Antisera-Shigelladysenteriae
35	Antisera-Shigellaflexnari
36	Antisera-Shiegellasonnie
37	Antisera-Vibrio cholerae
38	ATCC strain - Enterococcus fecalis 29213
39	ATCC strain - E.coli 25922
40	ATCC strain - E.coli 35218
41	ATCC strain - Pseudomonas aeruginosa 27853
42	ATCC strain - Staphylococcus aureus 25923
43	ATCC strain - Staphylococcus aureus 29213
44	Bottles for blood culture
45	Micropipettes – Multi channel & Single channel

46	Materials for preparation of various Culture Media
47	Materials required for various Microbiological Stains
48	Digital Thermometers of different temperatures
49	Various Kits for Serological diagnostics
50	Laptop
51	Desktop Computer, with Printer
52	Photocopier and Scanner
	Note: All equipment must be calibrated and maintained

No. Required
2
2
1
3
1
3
2
2
1 each
1
1
1
2
2

3

1

1

1

75

Every Faculty

1

2

2

1

1

2

2

25

1

1

As required

As required

As required

As required

As required

As required

As required

As required

As required

As required

As required

As required

As required

As required

As required

As required

As required

As required

As required

1

2

1

--

S.No.	NAME OF THE ITEMS
(A)	I. Clinical Pharmacy
1	Special Drug Delivery systems like Metered Dose Inhalers, Spacers, Rotahalers, Nasal sprays, Transdermal patches, Insulin infusion pumps, Insulin pen etc.
2	Samples of dosage formulations of various types including rational and irrational FDC, Essential medicines
3	<p>Manikins for demonstration of intravenous injection, enema, local, intramuscular</p> <p>injections, intracardiac injection and other routes of drug administration</p>

(B)	II. Computer Assisted Learning Laboratory
	<p>Minimum 1 computer per 10 students (Maybe shared with a similar facility in the institution) Must have computers with standard configuration and connected to the internet, (Preferably broadband) along with an AV aids (Multimedia Projector and Screen). The PC should be installed with CAL programmes and other software for teaching experimental pharmacology. The students must have access to the National Essential Drug Lists, Standard Treatment Guidelines, Banned Drugs List of the CDSCO, PVPI, WHO, Price Controlled Drugs List, Antibiotic Guidelines, Hospital formulary, adverse drug reactions, and other resource material which the student can use for learning the principles of rational prescribing.</p>
(C)	III. Experimental Pharmacology
	<p>For UG course, the facilities and equipment in the experimental lab can be shared with</p>

5	the Physiology department. The experiments included in the curriculum should be demonstrated through charts/photographs/models and videos.
(D)	IV. Clinical Pharmacology
6	Stop watch
7	Digital Sphygmomanometer
8	Critical Flicker Fusion Apparatus
9	Pupillometer

10	Chart, Models and videos to illustrate the pharmacodynamic and pharmacokinetic properties of drugs, adverse drug reactions, drug administration techniques
(E)	V. General:
11	Laptop
12	Desktop Computer, with Printer
13	Photocopier and Scanner
14	Multimedia Projector with Screen

No. Required
10 sets
10 sets
10 sets

**Minimum 10
computer**

--

--

As required

As required

As required

As required

As required

1

2

1

1

S.No.	NAME OF THE ITEMS
(A)	Teaching
1	Multimedia Projector, CPU & Projection Screen
2	Television, DVD Player
3	Digital SLR Camera With Accessories
4	Microscope Student Type
5	X-Ray View Box Two In One
6	Stop Watch
7	Anthropometric Set including
	A) Folding Metal Rod Upto 7 Ft
	B) Osteometric Board
	C) Craniometer
	D) Mandibulometer
	E) Goniometer
	F) Vernier Calipers
	G) Equipment for Reporting Height

	H) Weighing Machine Dial Type Human
8	Digital pH Meter
9	Digital Spectrophotometer
10	Chemical Balance
11	Distillation Plant
12	Refrigerator
13	Centrifuge
14	Slide Warming Table
15	Hot Plate
16	Glass Cutting Pencil
17	Spectroscopic Lens With Adjustable Slit
18	Dissection Set Complete
19	Digital BP Instrument
20	Stethoscope
21	Charts and Models
(B)	Research

22	Binocular Research Type With Attachment For Camera
23	Deep Freezer For Keeping Tissue
24	Automatic Tissue Processing Machine
	Following can be shared with Central Research Lab:
25	Microtome With Knife
26	Paraffin Bath Embedding
27	Water Bath For Tissue Floatation
28	L Modes
29	Block Holder
30	Abrasive Powder
31	Thin Layer Chromatograph
32	Gas Chromatograph
33	Ultra Violet Spectroscope
34	Infra Red Spectroscope
35	Mass Spectrometer
(C)	Medico legal work

36	Cold Storage For Dead Bodies
37	Weighing Machine For Dead Bodies
38	Autopsy Tables
39	Stryker Type Autopsy Saw With Accessories
40	Weighing Machine For Organs
41	Weighing Machine For Fetus
42	Dissection Set Complete
43	Brain Knife
44	Hack Saw
45	Rib Shear Left & Right
46	Measuring Tape(Steel Tape Roll)
47	Magnifying Lens
48	X- Ray View Box (4 In 1)
49	Tooth Extractor Left & Right
50	Hand Set Heat Sealer
51	Instrument Trolley

52	Stretchers for shifting dead bodies
53	Rectal Thermometer
54	Portable X-ray Machine (can be shared with Radiology Department)
	Additional Equipment For Medico Legal Work For Each 500 Medico legal Post Mortems Beyond 500 Post Mortems
55	Cold Storage For Dead Bodies
56	Autopsy Tables
57	Stryker Type Autopsy Saw With Accessories
58	Weighing Machine For Organs
59	Weighing Machine For Fetus
60	Dissection Set Complete
61	Brain Knife
62	Hack Saw
63	Rib Shear Left & Right
64	Measuring Tape(Steel Roll)
65	Magnifying Lens
66	X- Ray View Box

(D)	Consumable for medico legal work
68	Disposable Cap-Mask-Gown, Gloves Etc.
69	Cotton Rolls, Suture Materials Etc.
70	Formalin, Rectified Spirit, Lugol's Iodine
71	Swabs, Preservative Bulbs etc.
72	Viscera Bottles etc.
73	Syringe (5, 10, 50 ml)
74	Preservative Salts
75	Packing and Sealing materials
(E)	For Sexual Assault Examination [*]
76	Victim examination table (Gynecological Examination table with leg stirrups)
77	Screen
78	OT light Shadowless adjustable
79	Hymenoscope
80	Colposcope
81	Sims Speculum

82	Cuscos Speculum
83	Sponge holding forceps
84	Toothed forceps
85	Ovum forceps
86	Proctoscope
87	Torch
	[*] Mandatory for the colleges where sexual assault examination done in FMT Department but not applicable to colleges where sexual assault examination is not done in FMT
88	Desktop Computer
89	Laptop
90	Printer with Scanner
91	Photocopier machine

No. Required
1
1
1
15
4
4
2

1
1
1
1
1
1
1
1
1
2
2
2
2
2
25 each

1

1

1

1

1

1

1

1

1

1

1

1

1

1

6

1

3

2

2

2

4

4

2

1 Each

2

2

1

1

1

A

s

A
s

4

1

2

2

1

1

1

1

2

2

1 Each

2

2

1

As required
As required
As required
As required
As required
As required
As required
As required
1
As required
1
2
2
4

2

4

4

2

2

1

2

1

2 each

1

S.No.	NAME OF THE ITEMS
1	Barometer (Mercury based instruments to be replaced with other alternatives)
2	Filter, Pasteur Chamberland, complete set
3	Filter, Berke fed
4	Hydrometres, Spirit
5	Hydrometres, milk
6	Hydrometers, wet and dry bulb
7	Incubator, electric (can be procured from Microbiology)
8	Museum jars
9	Models, charts, diagrams, specimen
10	Balance Analytical 200 gm.
11	Balance for weighing food stuff(Capacity 2 Kg).

12	Centrifuge clinical
13	Weighing machine adult
14	Baby weighing machine
15	Salters Baby weighing machine
16	Harpender Calipers (for skinfold thickness)
17	Height measuring stand
18	Refrigerator 9 cu.ft.
19	Ice Lined Refrigerator (I.L.R.) (at Health Centre)
20	Dissecting microscope
21	Microscope oil immersion
22	T.V. and DVD player
23	Autoclave (Can be shared with Pathology/Microbiology department)
24	Computer with printer, scanner and photocopier and Internet facility

25	Vehicles for transport of students/interns/faculty/ paramedical staff to the RHTC and LHTC
26	Multimedia Projector with Screen
27	Public Address system (2 portable for field based activities and one each for RHTC & UHTC)
28	Chloroscope
29	Horrock's Apparatus
30	MUAC tapes
31	Haemoglobinometer
32	BP Apparatus (Digital)
33	Stethoscope
34	Kata Thermometer
35	Globe Thermometer
36	Anemometer
37	Sound level meter

38	Soil testing kit
39	Water sampling bottle from any depth
40	Needle Shredder
41	Vaccine carrier
42	Craft water testing kit
43	Protective devices for occupational safety
44	Ear muffs
45	Ear plugs
46	Safety helmet
47	Goggles
48	Safety boots
49	Swine flu kit
50	Gloves

51	Triple layer surgical mask
52	High efficiency mask
53	Long sleeved cuffed gown
54	Protective eye wear
55	Cap
56	Disposable delivery kit
57	Treatment kits as per national health programs
58	Iodine testing kit
59	Glucometer
60	Slide set for entomology
61	Mosquito catching kit
62	Clinical Thermometer
63	Sling psychrometer

64	Solar radiation thermometer
65	Treatment kits as per National Health Programs
66	Iodine testing kit
67	Glucometer
68	Slide set for entomology
69	First Aid Kit
70	Spirometer
71	Audiometry
72	Otoscope
73	Ophthalmoscope
74	Laptop
75	Portable X-ray (Maybe shared with other departments)
76	ECG(Maybe shared with other departments)

No. Required
1
1
1
2
2
1
1
As per the number of specimens
Min: Models 80, Charts 50
2
1

1
6
2
2
3
3
3 + Additional one each at RHTC and LIHTC
1
20
2
3 each(1 at college and 2 at Centres)
1
3

1 Bus(32
capacity)&
1SIV

2

4 Sets

10

3

10

5

10

10

3

3

3

3

As required

As required

As required

As required

As required

As required

3 each

10

10

5

3

10

3

3

3 each

10

10

5

1

3

1

1

1

1

1

1

S.No.	NAME OF THE ITEMS	No. Required
1	B.P. Apparatus (Mercury containing instruments should be replaced by digital or other suitable alternatives)	30
2	Ophthalmoscope	8
3	Lumbar puncture needles (disposable)	As required
4	Pleural biopsy needles (disposable)	As required
5	Liver biopsy needles (disposable)	As required
6	Kidney biopsy needles (disposable)	As required

7	Bone marrow biopsy needles (disposable)	As required
8	Bone marrow aspiration needles (disposable)	As required
9	X-ray viewing box	16
10	Flexible Video End viewing Oesophago-Gastroduodenoscope (optional)	1
11	Flexible Video Colonoscope (optional)	1
12	Flexible Video Side viewing Gastroduodenoscope for ERCP (optional)	0
13	Proctoscope	6

14	Fiber optic bronchoscope (May be shared with TB&CD)	1
15	Spirometer	4
16	Bed side cardiac monitors	16
17	Central Cardiac monitor Console	1
18	Defibrillator	1 per unit + 1 each for MICU,ICCU and 1 for casualty ward
19	Non-invasive B.P. Apparatus	16
20	Pulse oximeter	20

21	Equipment for Cardiac pacing	1
22	Ambu bag	12
23	Laryngoscope	10
24	ECG machine	8
25	Echocardiography machine	1 portable unit
26	Tread mill test machine	1
27	Hemodialysis machine	3

28	Peritoneal dialysis catheters	As required
29	Arterial blood gas analyzer	1
30	Glucometer	12
31	EMG and nerve conduction velocity machine	1
32	Fine needle aspiration needle	As required
33	Aspiration needle	As required
34	Endotracheal tubes	As required

35	Invasive Mechanical Ventilator	7
36	Non Invasive mechanical ventilator (Maybe shared with TB and CD)	4
37	Nebulizer	12
38	Portable Suction Machine	2 with each ward, 1 for MICU, 1 for ICCU, 1 for casualty ward, 1 for OPD
39	Infusion pumps	1 with each bed of MICU and ICCU plus 4 / unit

40	Weighing scale	2/unit + 2 in OPD
41	<i>Multimedia Projector with Screen</i>	2
42	Patient Examination table	6
43	Rubber Hammer	10
44	Computer	1/unit, 1/MICU, 1/ICCU, 1/OPD
45	Torch	14

46	Emergency Lights	6
47	Upper GI endoscope (Optional)	2
48	Sigmoidoscope (optional)	2
49	Colonoscope (optional)	2
*50	*Haemocytometer	4
*51	*Light Microscope	2
*52	*Haemoglobinometer	4

*53	*Urinometer	2
	* Required where ward side laboratories are available	

S.No.	NAME OF THE ITEMS
(A)	Resuscitation equipment:
1	Ambu bag and Face mask - Neonate & infant
2	Ambu bag & Face mask – Children
3	Nasal prongs
4	Nasal catheters
5	Endotracheal tubes
6	Suction apparatus
7	Suction catheters
8	Laryngoscope - Infant
9	Laryngoscope - Children
(B)	Oxygen Delivery System-
10	Oxygen Cylinder

11	Oxygen regulator
12	Oxygen Humidifiers
13	Oxygen head-box (of each size)
14	Nebulizers
(C)	Drug Delivery Equipment/ Catheter/tube-
15	Blood Transfusion Set
16	Intra-venous (I.V.) Drip set
17	Measure volume Set
18	Intra-venous (I.V.) Cannula (Butterfly type)
19	Intracath (different sizes)
20	Umbilical vein Catheter
21	Infant Feeding tubes
22	Three way and four way valve

(D)	Measurement Equipment
	Digital Weighing machine
23	- Infant
24	- Child
25	- Neonates
26	Infantometer
27	Stadiometer
28	Measuring tape
29	Shakir's tape
30	Digital Thermometer-Oral *(Mercury based instruments to be replaced with other alternatives)
31	BP measuring Instrument with various cuff sizes - Digital (Only Non mercury alternatives to be used)
(E)	Work Lab and Investigations:
32	Bone marrow needle

33	Lumbar Puncture (L.P.) Needles
34	Pleural aspiration needle
35	Vim-Silverman liver biopsy needle
36	True Cut Renal biopsy needle
37	X-ray view box
(F)	Miscellaneous
38	Glucometer
39	Pulse Oximeter
40	CPAP machine*
41	Mechanical Ventilator (neonatal and child)
42	Radiant Warmer
43	Phototherapy unit
44	Ophthalmoscope

45	Pleural Fluid Collection Bag
46	Urine Collection Bag
47	LED phototherapy unit
48	Multimedia Projector with Screen
49	Laptop
	Note: CPAP machine, Mechanical Ventilator, Radiant Warmer, Phototherapy unit, Pulse oximeters. Multipara monitors are required in preferably have Transcutaneous Bilirubinometer.
	Oxygen supply should be from central pipeline through manifold gas supply system, liquid oxygen supply suction should be through wall neonate/infant/toddler/children.

No. Required
6
4
As required
As required
As required
4
As required
2
2
6

6

6

As required

4

As required

As required

As required

As required

As required

As required

As required

As required

2
2
2
3
4
As required
As required
As required
6
2

2

2

2

2

6

2

4

2

$2+2$

8

6

1

As required

As required

2

1

1

S.No.	NAME OF THE ITEMS	No. Required
1	Peak flow meters	4
2	Nebulizers	4
3	Intercostal Drainage Facility	4
4	Pleural Biopsy Needles	2
5	Pulse Oximeter	6
6	Fiber optic Bronchoscope	1
7	Rigid Bronchoscope	1

8	Pulmonary function Test machine with facility for spirometry, lung volume and diffusion capacity	1
9	BP Instrument (Mercury based instruments to be replaced with suitable alternatives)	4
10	Weighing Scale	2
11	Non Invasive Mechanical Ventilator	6
12	Height Scale	2
13	Multimedia Projector with Screen	1

S.No.	NAME OF THE ITEMS	No. Required
1	Hyfrecator/ Electrosurgical instrument	1
2	Cryotherapy with liquid Nitrogen	1
3	Iontophoresis machine	1
	Facilities for examining smears for bacteria, fungi, mycobacteria and acantholytic cells	
4	(a) Light microscope	2
5	(b) Giemsa stain	As required
6	(c) KOH smear	As required
7	Wood's lamp	1
8	Multi media Projector with Screen	1

S.No.	NAME OF THE ITEMS
(A)	General
1	Electro Convulsive Therapy (E.C.T.) machine preferably with ECG & EEG monitoring
2	EEG Machine (may be shared with medicine department)
3	ECT machine without monitor
4	EEG machine (may be shared with medicine/neurology department)

5	Lithium analyzer (may be shared with clinical pathology department)
6	Bio feed-back instruments (sets)
7	Thin layer chromatography (for drug dependence treatment) (may be shared with other departments or in Central Research lab)
8	Alcohol breath analyzer
(B)	Psychological Tests equipment
9	a) Projective tests

10	b) Intelligence Tests
11	c) Personality Tests
12	d) Neuro psychological tests
13	Multi media Projector with Screen
	Note: ECT treatment room to be equipped with the basic anesthesia machine with ventilating circuit, monitors, ECG/ETCO2 and paO2, noninvasive BP monitoring equipment for resuscitation, intubation, ventilation and suction.

No. Required
1
1
1
1

1

1

1

1

2

2

2

2

1

S.No.	NAME OF THE ITEMS
(A)	OPD
1	Digital/Electronic BP Apparatus, Weighing Machine, Stethoscope, Height scale
2	X ray viewing box 4 in 1
3	Proctoscope
(B)	Minor O.T.
4	Operation Theatre Table

5	Operation Theatre Ceiling light
6	Pedestal lights
7	Electro-surgical cautery unit
8	Suction
9	Pulse oximeter
10	Anesthesia Equipment
11	Resuscitation kit

12	Assorted surgical instrument for minor operation sets
13	Autoclave
(C)	Wards
14	Digital/Electronic BP Apparatus, Stethoscope
15	Weighing Machine, Height scale
16	Proctoscope
17	Non invasive Multi Para Monitors

18	ECG machines
(D)	Operation Theatre
19	CC Camera for Student demonstration for OT
20	Operation Theatre Table
21	Operation Theatre Ceiling light
22	Pedestal lights
23	Electro-surgical cautery unit

24	Suction machine
25	Pulse oximeter
26	Anesthesia Equipment(as per requirement of Dept)
27	General Sets including open Urological surgery (4 for each Operation Theatre)
28	Pediatric surgical instrument set
29	Burr hole set with electric craniotome
30	Vascular set

31	Diagnostic and Operative laparoscope including one High Definition with all accessories and hand instruments.
32	Cystoscope&Resectoscope
33	Flexible Video Colonoscope
34	Flexible Video Side viewing Gastroduodenoscope for ERCP
35	Flexible Video End viewing Oesophago-Gastroduodenoscope
36	Flexible Video Sigmoidoscope
37	Flexible Video Bronchoscope

38	C-arm image intensifier
39	Operative ultrasound
40	Harmonic Scalpel
41	Assorted Open & Laparoscopic Stapling devices
42	Multimedia Projector with Screen
	Note: All the surgical wards should have wall mounted suction lines along with piped wall mounted central O2 lines on all beds. They should have resuscitation equipment like laryngoscope, all size endotracheal tubes, LMA / PLMA of all sizes, Electrical suction apparatus, AED -1.

No. Required

4 each

4

10

2

2

2

4

2

4

2

1 set

1

12

1

16 each

8 each

8

4

4

7

7

7

7

12

7

7

7 sets

28

2

2

2

2

1

1

1

1

1

1


1

1

1

2 sets

2



S.No.	NAME OF THE ITEMS
1	General instrumentation set for fracture reduction
2	Set for Hip Replacement
3	Set for knee replacement
4	Interlock nailing sets
5	Specific fixation sets (Proximal Humerus, Distal humerus, Intertrochanter, proximal and distal tibia, pelvic fixation, pedicle screw, lateral mass screw and ACDF for cervical spine)
6	Small Fragment and large fragment
7	External Fixator
8	Fracture reduction OT tables
9	Simple OT tables
10	Cautery machines
11	Pneumatic drill and reamer

12	Electrical drill and reamer set
13	Laminar airflow system in OT (for OT - where joint replacement surgeries are carried out)
14	C-Arm (Image Intensifier)
15	Portable X-ray Machine
16	Arthroscope
17	Multimedia Projector
18	Plaster room equipment (sets) with plastic table.
19	Physiotherapy and occupational Therapy equipment sets
20	Movie Camera for demonstration of live operations
	Note: All the orthopaedic wards should have wall mounted suction lines along with piped wall mounted central O ₂ lines on all beds. There should be Magill's forceps , LMA / PLMA of all sizes, Electrical suction apparatus, AED -1.
	The OPD should have –
21	Plaster tables

22	Electric plaster cutter
23	Reflex hammer
24	Measure tape
25	Goniometer

No. Required
5 sets
1
1
1 each
1
2
6
1
2
1
1

1

As mentioned

1

1

1

1

2

As required

1

2

4

10

20

10

S.No.	NAME OF THE ITEMS
(A)	O.P.D.
1	Snellen Chart/Snellen drum with or without remote control
2	Trial set with trial frame both for adult and children
3	Automated Perimeter
4	Color vision chart –Original Ishihara
5	Near vision chart with different languages
6	Torch

7	Ophthalmoscope (Direct)
8	Streak Retinoscope
9	Indirect Ophthalmoscope
10	Slit lamp
11	Applanation tonometer
12	Keratometer
13	Synoptophore
14	Maddox Rod

15	Maddox Wing
16	Diplopia goggles
17	Gonioscope
18	Placido disc
19	Prism Bar
20	Schiotz's tonometer
(B)	Major Operation Theatre
21	Operating microscope with TV Unit with camera

22	Cryo Unit
23	Cataract set
24	Glaucoma set
25	DCT/ DCRR set
26	Entropion set
27	Enucleation set
28	Evisceration set
29	Squint set

(C)	General Ophthalmic Equipment
30	Operation Theatre Table
31	Operation Theatre Light
(C)	Minor Operation Theatre: Minor O.T. should have the equipment for the removal of the foreign body, sutures, and chalazion or sty.
(D)	Wards:
32	Slit lamp
33	Snellen chart/Snellen drum with or without remote control
34	Trial set with trial frame both for adult and children

35	Near vision chart with different languages
36	Torch
37	Ophthalmoscope
38	Indirect Ophthalmoscope
39	Multi media Projector with Screen
	Note:
	Wards should have wall mounted suction lines along with piped wall mounted central O2 lines on atleast 5 beds.
	Wards should have resuscitation equipment like laryngoscope, all size endotracheal tubes, nasal and oral airways, Magill'sforceps, LMA / PLMA of all sizes, Electrical suction apparatus, AED -1.

Operation theatres should have wall / dongle mounted suction lines along with piped

wall / dongle mounted central gas (O₂, NO₂ lines.

Operation theatres should have resuscitation equipment like Anesthesia machine and accessories like laryngoscope, all size endotracheal tubes, nasal and oral airways,

Magill's forceps ,Mechanical ventilator - separate or with anesthesia machine, LMA / PLMA of all sizes, Electrical suction apparatus

No. Required
3
3
1
2
3
As required

4

4

2

3

2

1

1

1

1

1

2

1

1

4

1

1

4

2


2

2

4

2

2




1

As required

1

1

1



S.No.	NAME OF THE ITEMS
(A)	OPD
1	Sterilizer
2	Cidex instrument sterilization tray
3	Digital /Electronic BP Apparatus
4	Stethoscope
	X-ray view box in all OPD rooms 5 sets each consisting of :
5	Thudicum/St.Clair Thomson Nasal Speculum different sizes
6	Lac's Tongue depressor different sizes

7	Laryngeal mirrors different sizes
8	Nasopharyngeal mirrors different sizes
9	Aural speculum different sizes
10	Ear Suction different sizes
11	Nasal Suction different sizes
12	Suction apparatus
13	Siegel's speculum
14	Tuning fork (512 Hz)
15	Tuning fork (256 Hz)

16	Tuning fork (1024 Hz)
17	Otoscope with halogen bulb, rechargeable battery and Siegle attachment
18	Bayonet forceps
19	Bulls lamp
20	Head Mirror
21	Head Light With LED/Halogen lamp
22	Jobson Horne probe
23	Instrument tray
24	Kidney tray

25	The OPDs should have Otoendoscope, Nasalendoscope, Laryngeal telescope with camera, monitor and light source for teaching purposes (1 Unit of the above may be placed either in Minor OT or Endoscopy room or in the OPD in the Consultant Chamber)
26	Optional- One treatment unit may be placed in the Consultant Chamber in the OPD which will facilitate and replace the instruments required in that room for examination purposes and help in teaching clinical skills.
(B)	Ward
27	Four sets consisting of the instruments required in the OPD should be kept in the ward for teaching purposes and for examination time.
28	One mobile spotlight, One Tracheostomy set should be placed in the ward.
29	The ward side room/emergency treatment room should have a mobile spotlight.
(C)	Major Operation Theatre.

	The OTs should be equipped with the requisite equipment for anaesthesia, cautery machines, suction machines and general operative sets.
	(a) Tonsillectomy and adenoidectomy set - 2 sets, each consisting of
30	Biopod
31	Boyle-Davis mouth gag with difference size blades
32	Tonsil holding forceps
33	Tonsil dissector and pillar retractor
34	Waugh's tenaculum forceps: plain and tooth
35	Tonsil snare
36	Burkit artery forceps

37	Wilson's double curved artery forceps
38	Negus artery forceps
39	Tonsil scissors
40	Adenotome
41	Adenoid curette with and without cage
42	Yankaueroropharyngeal suction (disposable)
	(b) Set for nasal bone fracture
43	Asch forceps
44	Walsham forceps

45	St.Vlair Thompson Nasal Speculum
46	Killian Long bladed Nasal speculum
	(c) Septoplasty set
47	Nasal dressing forceps
48	Knife handle
49	Killian's nasal speculum
50	Freer elevator
51	Howarth elevator
52	Cottle elevator

53	Sickle knife
54	Ballenger's swivel knife
55	Luc tissue cutting forceps
56	Takahashi forceps
57	Fish tail (bayonet shape) gouge
58	Nasal mallet
	(d) FESS set
59	Rigid nasal endoscope 0 degree, 4 mm and 2.7 mm size
60	Rigid nasal endoscope 30 degree, 4 mm and 2.7 mm size

61	Light source and light cable
62	Endoscopic Camera with suitable display with recording & archiving facility. (with High Definition Camera)
63	Sickle knife
64	Retrograde punch
65	Blakesley forceps – straight 1 and upturn
66	Nasal suction cannula different sizes
67	Double curved suction cannula different sizes
68	Sinus probe and curette
69	Lacrimal probes for endoscopic DCR (optional)

70	General Fess Instruments
	(e) Direct laryngoscopy set
71	Anterior commissure laryngoscope for adult and pediatric sizes
72	Laryngoscope for adult and pediatric sizes
73	Negus laryngoscope
74	Light source
75	Light cable
76	Biopsy forceps
77	Foreign body removal forceps

78	Laryngeal suction
	(g) Microlaryngoscopy set
79	Kleinsasser's laryngoscope
80	Fibreoptic lighting system
81	Suspension system for Laryngoscope
82	Microlaryngeal cup forceps
83	Microlaryngeal Scissors
	(h) Tympanoplasty set
84	Graft knife

85	Graft scissors
86	Graft press
87	Aural speculum
88	Rosen first incision knife
89	Curette
90	Drum elevator
91	Blunt elevator
92	Sickle knife
93	Ball probe

94	Micro suction Cannula with thumb adaptor
95	Ear granulation forceps straight, up turn and side turn
96	Graft forceps
	(i) Mastoidectomy set
97	Mallet
98	Gouge (different sizes)
99	Knife handle
100	Mosquito artery forceps
101	Cat's paw retractor

102	Endaural retractor/post aural retractor for right and left ear
103	Electric drill (motor, hand piece and burrs)
104	Mastoid seeker
105	Aditus seeker
106	Malleus head nipper
107	Suction cannula with adapter for thumb control
108	Ear granulation forceps straight, up turn and side turn
	(j)Stapedectomy set
109	Pick-straight

110	70 Angled
111	Perforator
112	Measuring rod
113	Prosthesis crimper
	(k) Oesophagoscopy set
114	Oesophagoscopes sizes for different age group
115	Light source and cable
116	Biopsy forceps
117	Foreign body removal forceps

118	Suction cannula
119	Oesophageal dilators
	(1) Bronchoscopy set
120	Bronchoscopes different sizes for different age groups
121	Light source and cable
122	Biopsy forceps
123	Foreign body removal forceps
124	Peanut forceps
125	Suction cannula

	(m) Tracheostomy set
126	Needle holder
127	Bard Parker knife handle
128	Ribbon right angled retractors
129	Curved arteries
130	Straight arteries
131	Cricoid hook
132	Tracheal dilator
	(n) Excision Biopsy Set

133	Doyen mouth gag
134	Jenin's mouth gag
135	Knife handle
136	Adson's tissue holding forceps toothed
137	Adson's tissue holding forceps plain
138	Mayo scissors different sizes
139	Mosquito curved artery forceps
140	Curved artery forceps
141	Ellis tissue forceps

142	Babcock tissue forceps
143	Cat's paw retractors
144	Right angle retractors
145	Skin hook single
146	Skin hooks double
147	Needle holder different sizes
148	Thread cutting scissors
	Minor Operation Theatre
	(a) Direct laryngoscope set

149	Laryngoscope – Anterior Commissure
150	Negus
151	Lighting system
152	Biopsy forceps
153	Foreign body removal forceps
	(b) Micro ear examination set
154	Aural speculum
155	Suction cannula
156	Aural cup forceps

	(c) Nasal packing set
157	St Clair Thompson nasal speculum different sizes
158	Nasal packing forceps
159	Nasal suction cannula
	(d) Nasal endoscopy trolley with 0 degree & 30 degree 4mm endoscope with light source, cable , monitor & camera
	(e) Others
160	Higginson syringe
161	Sterilizer
162	Aural Syringe

163	Tracheostomy set
164	Intubation set
165	Bowls, kidney treys, towel clips, sponge holding forceps and Cheatle forceps
(E)	Miscellaneous Equipment
166	Operating microscope for major Operation Theatre (with camera attachment & monitor for teaching and recording)
167	Electrocautery Unit
168	Spot Mobile Light
169	Basic OT table
170	Operating microscope for minor Operation Theatre

171	Puretone audiometer
172	Brainstem evoked response audiometer with ASSR
173	OAE Impedance audiometer (With sound treated air-conditioned room for audiometry)
174	Multimedia Projector with Screen
	Teaching models/simulators as a part of the college CAL lab to teach clinical skills and procedure to the students must be available
(F)	Additional Equipment
175	Flexible nasopharyngolaryngoscope
176	Electronystagmograph(Optional)
177	Brainstem evoked response audiometer

178	Goggles, plastic apron, gloves for examination of patients with biohazard (HIV &AU +ve)
-----	---

No. Required
1
2
1
2
4
4

4

4

4

2

2

1

1

1

1

1

1

2

1

1

1

2

1

2

As mentioned

As mentioned

As mentioned

As mentioned

As mentioned

1
1
1
1
2
1
1

1

1

1

1 (optional)

2

1

1

1

1

1

1

1

1

1

1

1

1

1 (optional)

1

1

2

1

1 each

1 each

1

1

1

1

1

4

4

1

1

1

2

2

2 (optional)

1

1

2

2

2

2

2

2

2

2

1

1

1

4

1

2

1

1

1

1

4

3

1

2 (optional)

4 (optional)

1

4

2

2

2 sets

2

2

2

4

3

2

2

2

2

2

3

1

3

3

3

1 set

3

1

3

3

3

3

1
1
2
4
1
1
1

1

1

2

2

2

3

6

6

4

2

2

2

2

2

3

1

1

1

1

1

1

2

4

4

2

2

4

1

4

1

2

As required

As required

As required

As required

As required

1

1

1

1

1

As required

As required

As required

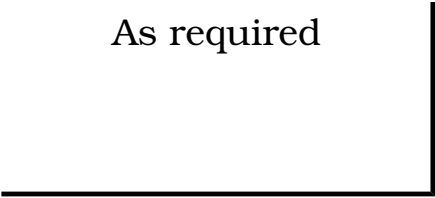
1

1

1

1

As required



S.No.	NAME OF THE ITEMS
(A)	General
1	Speculums and retractors
2	EA + ECC sets
3	Cytology bottle
4	Microscope
5	MR Syringes
6	Colposcope
7	Cryo/electro cautery apparatus

8	Simple fetal Doppler
9	NST machine
10	Stitch removal sets
11	Dressing sets
12	Ultrasound machine
13	Weighing machine
14	Height scale
15	View box
16	Digital/ Electronic Blood Pressure apparatus, measuring tapes, gloves, syringes, needles, torch

17	Resuscitation tray (Laryngoscope, ET tube, Ambu bag, suction catheter)
18	Suction machine
19	Hysterosalphigogram Cannula
20	PCT forceps
21	Ayer's spatula
(B)	Main Operation Theatre
22	Abdominal Hysterectomy set (Artery forceps, scissors, scalpel, Allis's kelly's clamp, Babcock forceps, thumb forceps, Harington & Richardson retractors.)
23	Vaginal Hysterectomy set
24	Scalpel, scissors, metal catheter, Sim's, Speculum volsellum, Kelly's clamps, right angle retractor, arteries, Allis, uterine sound, bladder sound.

25	Tuboplasty set
26	Myomectomy instruments (Myoma screw, Boney's clamp)
27	Diagnostic laparoscopy set
28	Operating laparoscopy set including one with HD with all accessories & hand instruments.
29	Laparocator for tubal ligation
30	Operative Hysteroscopy set
31	Electronic Carbondioxideinsuffator/ Insuffator basic unit
32	Resectoscope
33	Hysteromat

34	Operative microscope
35	Electrocautery
(C)	Labour Room
36	Delivery sets
37	Digital/ Electronic B.P. Apparatus
38	Weighing machine
39	Fetal Doppler
40	Cardiotocogram machine
41	Portable ultrasound

42	High suction machine
43	Resuscitation tray
(D)	Special Equipment
44	Oxytocin infusion pumps
45	Multichannel monitors
(E)	Teaching Set
46	Doll and Dummy
47	Female Pelvis
48	Gross specimens

49	X-ray/US films
50	View box
51	Multimedia Projector with Screen
52	Set of instruments for teaching purpose
(F)	Minor Operation Theatre
53	Cervical biopsy set
54	MTP set
55	D&C set
56	IUCD insertion/removal set

57	High suction machine
58	Resuscitation tray
59	E.B. set
60	Operation Theatre table, Operation Theatre lights, Central O2 and suction
(G)	Maternity Operation Theatre
61	Set for LSCS
62	D&C set
63	MTP set
64	High suction machine

65	Cervical exploration set
66	Uterine packing forceps
67	Abdominal hysterectomy set
68	Diagnostic laparoscopy set
69	Postpartum ligation
70	Outlet forceps
71	Low mid cavity forceps/Keilland forceps
72	Vacuum Extractor and suction machine
73	Resuscitation tray

74	Infusion Pump
75	EB set
76	Laparocator for tubal ligation
77	Operation Theatre table, Operation Theatre lights, Central O2 and suction
(H)	Wards
78	Blood Pressure Apparatus (Digital/Electronic)
79	Weighing machine
80	Height scale
81	Speculum and retractors

82	Glucometer
83	Microscope
84	Suture removal sets
85	Dressing sets
86	Ultrasound
87	Cutdown sets
88	CTG machine
89	Suction machine
90	Resuscitation tray

91	X ray View box
92	Central O2 and suction
(I)	Special Equipment
93	Ultrasound machine with Doppler/Vaginal probe/facilities for Interventional procedure
94	Oxytocin infusion pumps
95	Multichannel Monitor with ECG, BP, HR, Pulse oximeter for high risk pregnant patients (eclampsia, heart diseases etc.)
96	Fetal Monitor for Antepartum Surveillance
97	Multimedia Projector with Screen

No. Required
75
10
5
1
5
1
1

2

2

5

7

1

3

2

1

6

1

2

2

3

30

3

3

3

1

1

1

1

1

1

2

1

1

1

2

15

3

1

1

2

1

2

1

1

2

1

1

10

5

1

1

1

2

3

3

5

2

1

2

As required

7

2

2

2

2

2

1

1

1

1

1

1

1

1

2

1

As required

3

1

1

20

1

1

5

5

1

1

1

2

1

1

As required

1

1

2

1

1

S.No.	NAME OF THE ITEMS
(A)	OPD Anesthesia Clinic
1	Patient examination table
2	Blood Pressure Instrument (Non-invasive)
3	Height Measurement Scale
4	Weighing machine

(B)	Operation Theatre
5	Anesthesia machine and accessories like laryngoscope, all size endotracheal tubes, nasal and oral airways, Magill's forceps,
6	Multipara monitor- with P, NIBP, ECG facility, SpO2
7	Electrical Suction apparatus
8	LMA / PLMA of all sizes
9	Spinal epidural set

10	EtCO2 monitor
11	Defibrillator
12	Mechanical ventilator Separate or with anesthesia machine
13	Fibre optic bronchoscope

14	USG machine (Desirable)
15	PNS (Desirable)
16	Resuscitation equipment (CPR)- Ambu bag with face mask
17	a) Adult Manikin
18	b) Pediatric Manikin
19	Multimedia Projector with screen

20	Computer with Printer & Scanner
21	Photocopier
22	High definition TV
(C)	Postoperative Recovery Room
23	Oxygen therapy unit
24	Blood Pressure Monitor (digital/Electronic)

25	Pulse oximeter
26	E.C.G. Monitor
27	Suction Machine
28	Provision for resuscitation equipment and CPR Algorithms
29	Airway crash cart
30	ABG machine (Optional)

31	Side lab for emergency investigations (Optional)
32	TOF monitor (PNS) (Optional)
(D)	Pain Clinic
33	Radio frequency ablation machine
34	Fluoroscopy machine (e-ARM)(may be shared with other department)
35	Ultrasound machine

36	Patients controlled analgesia system (portable)
37	Styleted Epidural catheter
38	Rac's catheters
39	Intrathecal infusion pumps
40	Pain assessment chart
41	OT Table fluoroscopy compatible

42	Nerve locator
43	Computer
44	Anodyne Machine (Optional) (For diabetic foot care)
45	Transcutaneous Electric Nerve Stimulating Machine (optional)
46	Anesthetic machine with resuscitation equipment
47	Crash cart

48	Monitors for vital signs (NIBP, P.R, ECG, SPO2, Temperature, R.R)
49	Nerve stimulator
50	18 G epidural needle
51	Multimedia Projector with screen

No. Required

2

2

2

2

One set for EACH
operation table

One set for EACH
operation table

One set for EACH
operation table

One set for EACH
operation table

One set for EACH

operation table

One for 5
operation
tables

One for 5
operation
tables

One for 5 operation

tables

1

1

1

lset

1

1

1

2

1

1

5

5

5

5

5

1

1

1

1

1

1

1

1

1

5

As required

As required

3

1

1

1

1

1

1

1

1

1

3

1

S.No.	NAME OF THE ITEMS	No. Required
(A)	General	
1	Conventional X-ray Unit for routine X ray 300 mA, 500mA, 800mA (with IITV) - 1 each	2+2+1 Total 5
2	CR system	2
3	DR System	-
(B)	Mobile X-ray units	
3	a) 60 mA	2
4	b) 100mA	2
5	Ultrasonography equipment and color Doppler (Additional unit independently for OBGYL)	3+1
6	CT (16 slice).	1
7	Mammography (Preferably).	1

8	MRI (Preferably).	1
9	Multimedia Projector with Screen	1
	Note: The department should have resuscitation equipment like laryngoscope, all size endotracheal tubes, nasal and oral airways, Magill's forceps , LMA / PLMA of all sizes. Electrical suction apparatus	